



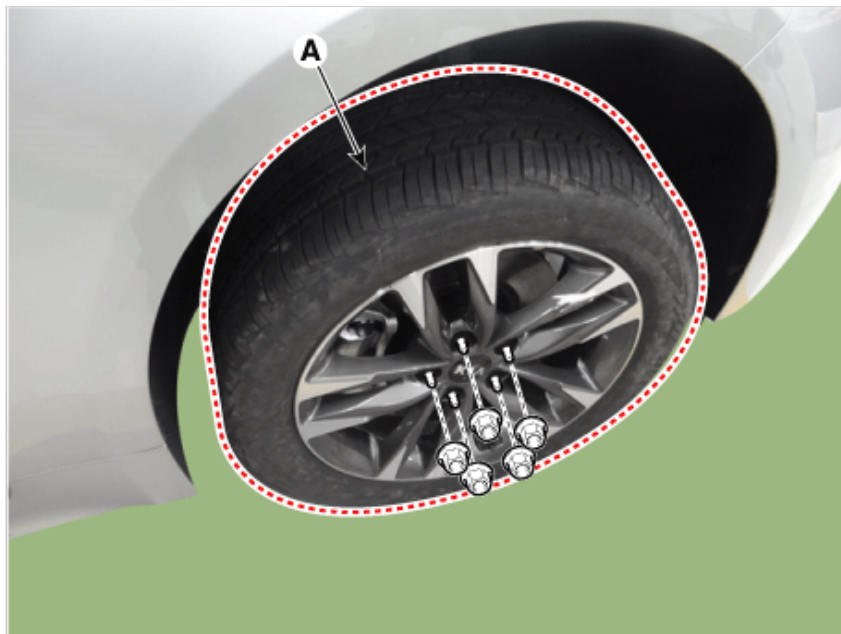
Removal

[EPB Type]

1. Remove wheel nuts, wheel and tire (A) from hub.

Tightening torque:

107.9 - 127.5 N·m (11.0 - 13.0 kgf·m, 79.6 - 94.0 lb·ft)


**NOTICE**

Be careful not to damage the hub bolts when removing the wheel and tire.

2. Loosen the brake caliper guide bolts and then remove the brake caliper.

Tightening torque:


78.5 - 98.1 N·m (8.0 - 10.0 kgf·m, 57.9 - 72.3 lb·ft)



3. Loosen the brake disc screw and then remove the brake disc.

Tightening torque :


4.9 - 5.9 N·m (0.5 - 0.6 kgf·m, 3.6 - 4.3 lb·ft)




4. Disconnect the EPB actuator connector.




5. Loosen the EPB actuator (A) nuts and bolt (B).



6. Remove the pin.



7. Using the driver, push the rod and then remove the EPB actuator.



8. Install in the reverse order of removal.